

I N D E X.

- sinister.** 633. 45. cōmunis amborum
 cauitas, qui tertius est uentriculus.
 634. 39. quarti uentriculi historia.
 635. 3. quid singulis insit. 635. 30.
 quis sit usus. 636. 7. tres priores te-
 nuī membrana non succingi. 635.
 40. à tertio uētriculo educi meā-
 tus. 364. 47
uentriculorū cerebri septum. 363. 6.
 eius descriptio. ibid. usus. ibid. 19
uentricu cordis dexter, cur sangui-
 neus appellatus 596. 20
**uentriculus cordis sinister, cur spiri-
 tuosus, aëreus ue appellatus** 598. 5
uentriculus, cur sub thorace locatus
 387. 51
**uentriculus rex corporis quibusdam
 dictus** 494. 7
**uentriculi superiori omenti membra
 na tecti, descriptio** 358. 17
uentriculi anterior pars 357. 12. & 356
**uentriculi anterior & posterior faci-
 es.** 367. interior 368
**uentriculi anteriori sedī nullā omen-
 ti partem obduci** 494. 22
**uentriculi capacitatis & tunicarum
 examen** 554. 8
**uentriculi eximendi ratio, in Anato-
 me** 553. 38
uentriculi forma. 390. 3. inde. & 506. 8
uētriculo fundus, an carnosior 392. 10
uentriculi historia 389. 30
uentriculi munus 385. 5. & 493. 56
**uentriculi munijs quī subseruiāt par-
 tes ei accumbentes, atq; ita illius ad
 alias partes contactus** 494. 12
uentriculi nerui 493. 12. eorumq; u-
 sus ead. 31
uentriculi nutrimentum cuiusmodi
 494. 3
uentriculi octo facultates. 493. 56.
 & 494. 6
uentriculi orificia 365. 5. & 366. 19.
 & 390. 6. 21. eorundem non par am-
 plitudo. ead. 41
uentriculi superius orificium 370. 16
**ad Ventrículo inferioris orificiū glan-
 dulosa caro cuiusmodi** 391. 2. inde
**uentriculi protuberās in orificijs sub-
 stantia.** 391. 18. eius usus. ead. 25
**uentriculi os inferius, cur superiori
 arcus, & quanta eiusdem ampli-
 tudo in quibusdam** 390. 41. inde
uentriculi quantitas 391. 38
uentriculi sedis descriptio. 356. 17. &
 figura. 360
uentriculi situs 389. 35. eiusdem exa-
 men 551. 14
**uentriculi substantia, forma, ac tuni-
 cæ** 388. 14
**uentriculi substantia, quibus forme-
 tur tunicis** 391. 44. inde
uentriculi superficies 391. 28
**uentriculi tunicarū series, numerus,
 ac natura** 367. 42
uentriculi uenarum munus. 493. 2.
 inde. & arteriarum ead. 6
**uentriculum nullis cellulis abunda-
 re** 391. 36
**uentriculum petentes uenæ ac arte-
 riæ** 392. 22. inde
**uentriculum quinq; iecoris fibris ap-
 prehendi, unde ab Anatomicis tra-
 ditum** 506. 47
**uentriculum sedi, non esse contigu-
 um** 502. 13
**uermis imaginem referentium cere-
 bri processuū traditio.** 639. 1. deli-
 neatio ubi spectanda 638. 55
**uermiformes cerebri processus, nul-
 lum habent motum** 216. 15
**uermiformes processus, continentes
 tendines pro mente Galeni, qui**
 639. 48
**uermiformium cerebri processuum
 administratio** 653. 54
**uermiformium processuū usus à Ga-
 leno mirabiliter traditus.** 639. 9. à
 recentioribus perperam ead. 23
uertebra 9. 26. 29
uertebra superior, inferiori maior
 68. 52
**uertebam in dorsi medio unā utrīn-
 que suscipi, cur oport. erit** 76. 36
**uertebam secundā aliquot sibi sub-
 ditis esse maiorem** 68. 49
uertebrae, ἀπὸνδύλα 167. 31
 quot. 162. 39
uertebularum appendices. 7. 48. inde.
 & 70. 57
uertebularum coarticulatio 59. 28
uertebularum corpus 57. 3
**uertebularū corporibus exporrectio-
 rum examen** 603. 27
**uertebularum in compingendo scele-
 to applicatio cuiusmodi esse debe-
 at** 160. 32
uertebularum in senibus nexus 71. 13
uertebularum inter se differentia. 58.
 46. inde
uertebularum nexus uarius 15. 11
**uertebularum omnium articulationis
 ratio** 75. 44. inde
uertebularum processus 8. 18. transf-
 uersi 59. 20
uertebularum spina 59. 1
**uertebularū ceruicis corpora quomo-
 do committantur.** 69. 42. inde
uertebularum ceruicis delineatio. 60.
 descriptio 64. 35. inde
**uertebularū ceruicis processuū transf-
 uersorum natura.** 68. 55. foramen.
 69. 4. 25. numerus. 70. 12. laterum
 foramina ead. 29
uertebrae ceruicis primæ descriptio.
 64. 35. 40. qualis in canibus. ead.
 51. secundæ tubera. 66. 8. & dens.
 ead. 28. & 68. 13. inde. earundem &
 reliquarum processus quales. ead.
 29. inde per totum
**uertebularum colli, lumborum, & tho-
 racis foramina uariare.** 70. 29. inde
uertebularum colli processus 76. 15
uertebrae costarum, & thoracis 56. 52
uertebularum lumborum delineatio.
 77. descriptio 78. 6. inde
uertebularum lumborum numerus.
 78. 8. corpora, ead. 11. foramina,

13. transuersi processus. 18. spina.
 24. processus ascendentes & de-
 scend. 34. inde & 79. 3
**uertebularum lumborum processus,
 eorumq; ductus.** 75. 38. & articu-
 lationis ratio 76. 23
**uertebrae thoracis quot numero ple-
 runque** 72. 45. & 75. 56
uertebularum thoracis delineatio. 71.
 25. descriptio. 72. 44. inde. fora-
 mina 73. 52
**uertebularum thoracis differentia in
 corporibus.** 73. 3. ex sinibus, qui
 costæ articulantur. ead. 25. ex cor-
 porum substantia. ead. 44. à transf-
 uersis processibus. 74. 2. à spina.
 ead. 40. inde. à processibus ascen-
 dentibus & descendibus 75. 43
**uertebularum thoracis processus, eo-
 rumq; ductus** 75. 24
uertebularū thoracis processus quot
 76. 51
**uertebularum thoracis quandam su-
 pra, infraq; ab alijs suscipi** 72. 51
**uertebulas thoracis tredecim sapius
 currere, quam undecim** 89. 47
**uertebulas dorsi necessitā ligamēta,
 quare, Dorsi uert.**
**uertebulas ginglymo articulari quo-
 modo à ueteribus dictum** 15. 18
**uertebulas in pueris pluribus cōstare
 ossibus** 71. 3
uertebulum 9. 26
uerticis os sinistrum 36. 43
uerticis ossa. 21. 32. & 23. 11. & 29. 56.
 eorumq; circumscriptio. 30. 4.
 & 166. 38
uerticis ossium situs 28. 15
**uerticis sedem urendi, aut tenebram
 di temeritas** 54. 55
uerticis sinus 54. 53
uerticulum 9. 30
uerticuli 167. 32
uescet quid 388. 9
**uesica urinæ receptaculum, eiusq; si-
 tus ac forma.** 517. 41. 50. substantia ac
 fibræ. 518. 2. uenæ, arteriæ & nerui
 ead. 28
uesicæ cauitatis delineatio 380. 14
uesicæ ceruicem ambiens musculus
 372. & 374. 1. & 226. 34. & 225. 28.
 eiusdem descriptio. * 227. 44. in
 uiris. ibid. in mulieribus. ead. 51.
 usus. ead. 55. administratio. 229. 28.
 delineatio in uiris, 226. 34. & 225. 28.
 in mulieribus 227. 41
uesicæ situs delineatio. 370. & 371. 36.
 & 372
uesicæ fundus 356. & 357. 11
uesicæ tunica, cur durior 518. 16
uestigium 148. 36
**uesicæ ceruicis musculi, ipsiusq; uesi-
 cæ fundi, & ceruicis examē.** 556. 44
**uesicæ ceruicis pars uteri ceruici in-
 ferta** 381. 31
**uesicæ ceruicis per glandosum cor-
 pus transitus** 525. 26
**uesicæ ceruicis semini urinæq; com-
 munis delineatio** 374. & 375. 7
 uesicæ

vesicæ cervicis seu colli nō eadem in uiris & mulieribus ratio	519.24	umbilici uena in iecur porrecta.	356.	uteri acetabulorum examen.	558.28
vesicæ collo adnati corporis glando- si usus	526.38	& 357.	2	uteri acetabulorum ratio cuiusmodi	539.
vesicæ cum feminarijs organis exe- ctæ delineatio.	374	umbilici uena iecur peritonæo con- necti	507.52	uteri canini & uaccini delineatio	382.
vesicæ & uteri forma quatenus eadē 530.35	(& 378	umbilicum non esse corporis mediū	389.	uteri cervix an multis & orbiculari- bus musculis intertexta	535.10
uestigium	168.54	in Umbilicum pertinentium uenarū & arteriarum series	543.20	uteri cervicis delineatio	378
uretula os	167.40	ungues calente aqua auferendi ra- tio	158.13	uteri cervicis ratio	537.44
uespertilionū alis similes processus.	21.38. & 23.15. & 25.51. & 167.7	ungues ex quibus gignantur.	150.11	uteri cervicis substantia	535.1
uini musti feruētis ad iecoris sangui- ficationem comparatio	508.18	ungues sensus omnis expertes.	150.9	uteri cornua	532.35
uirginalis dicta uena	293.30	unguium eadem quæ cartilaginum substantia	4.46	uteri cornua in homine, Galeni fig- mentum	286.14
uirile semen primariū hominis prin- cipium	520.38	unguū figura & descriptio.	149.34.	uteri muliebris cornua quid ab alio- rum animantium cornibus diffe- rant	533.6
uirilis mēbri structura. uide, Penis.		43. usus, ac natura. 51. nexus.	150.1	uteri cum illū peritonæo alligātibus membranis delineatio	380.14
uirorum capita à mulierū capitibus non perpetuò futuris uariare.	26. 47.	unguium nerui.	150.7. & incremen- ta	uteri cum mamillis consortium.	544. 43. & 546.46
uitreus humor dictus	646.51	unionum à quodam deglutitorum historia	390.49	uteri & uesicæ situs delineatio.	377. & 378
uita quibusdā dicta fœtū inuoluens membrana	543.4	uocis generatio cuiusmodi	578.7	uteri ac uesicæ situs qui obseruā- dus.	557.22. & forma
VITVS TRITONIVS Athe- sinus	538.13	uocis materia	62.56. optima quæ 583.	uteri fœtu turgidi delineatio	382.40
uiuorum sectionis ratio, & quid ea præstet	658.27	uocis organum præcipuum aspera arteria	577.2.50	uteri forma delineata.	381. & 530. 35.
ulna quid	110.50. & 168.3.5.10	uocis organum præcipuum, laryn- gis lingula	154.47	cur Arabibus quadrata dicta. ead.	47
ulnæ ad brachiale ductus, inferio- risq̄ ipsius sedis historia.	112.1. inde	uocis organum præcipuum quod sit iuxta Galenum	261.33	uteri in fundum & ceruicem diuisio	529.
ulnæ ad humerū articulatio, ipsiusq̄ hic processuū & sinus descriptio.	110.53. inde	uocis plectrum gargareon	580.30	uteri fundus puellis minor.	533.36.
ulnæ ad humeri orbitā flexus	106.10	uocem nō edere collo carentia.	62.57	ceruix mollior	535.14
ulnæ appendix. 8.3. eiusdem proces- sus	8.30	uolæ mediæ superstrata carnea sub- stantia descripta	303.44	uteri fundi os omento cōprimi.	495.9
ulnæ cum radio connexus cuiusmo- di in animalib. aliquot.	113.9. inde	uoluulus cuiusmodi intestinū.	499.7	uteri fundi oris ad ceruicis os prola- psus	530.7
ulnæ delineatio.	108. & descriptio. 109.5. inde	υραχός meatus, eiusq̄ ratio	542.25	uteri fundi os, quibus in pudendum soleat propendere	533.33
ulnæ processus anterior & posterior	109.	urina serofus humor	514.31	uteri fundi orificium	380.14. cuius- modi
ulnæ processus, <i>Leopoldæ.</i>	106.17	de Vrinæ excolatione medicorum commentum	515.46	uteri fundi sinus.	530.56. cuiusmodi 531.
ulnæ processibus nulli appendices	8.	urinæ fœtus meatus.	357.10. & 356. & 378.17.	uteri fundi substantia	533.46
ulnæ secundum ipsius longitudinē forma, & impressiones quædam.	112.20. eiusdem cognoscendæ uti- litas. ead.	urinam fœtus deducētis meatus ra- tio	542.25	uteri interna superficies cuiusmodi	531.
ulnæ sinus humeri rotulam excipiēs.	109.	urinæ seminiq̄ communis meatus. 528.22. eiusdem separati exemplū. 529.	23	uteri muliebris ab aliorū animalium uteris differentia	530.32
ulnæ substantia solida, &c.	115.11	urinam ē renibus in uesicā deducen- tium meatum historia.	518.43. eo- rundem artificiosa insertio	uteri muliebris magnitudo.	533.16. & 381
umbilicus Veneris herba	539.27	urinam uesicæ deferentiū meatum delineatio.	379.10.36. & 378	uteri musculi	536.36
umbilicus an corporis mediū.	595.13	de Vrinarij meatus operculo figmen- tum quorundam	516.46	uteri muliebris musculorum descri- ptio.	286.7. functio, ead.
umbilici figura & descriptio.	355.17. & 356	urinariorum meatum ad uesicam examen	556.23	administratio	ead.43
umbilici à peritonæo liberati figura	356.	urinariorum meatum in muliere examen	557.38	uteri officium, ipsiusq̄ conformatio nis ratio	537.5
umbilici uasorū administratio.	549. 57. eorundem præfectio.	urinariorum meatuū principia decla- rantes figuræ	371.50	uteri orificium in coitu non semper aperiri.	532.20. neq̄ penem eo exci- pi
eorundem progressus, ac nodi cui- usmodi.	383.42. ex eodem præfa- gia. ead.	de Vsu partium libri ex aliorum sen- tentia à Galeno conscripti	350.4	uteri os, & uteri cervicis os, nō idem	532.
umbilici uasorū unā cum fœtus in- uolucris, examen	558.21	uterus muliebris & asinæ, acetabu- lorum experts	540.9	uteri sedem & ceruicem petentiū ue- narum examen	557.35
umbilici uena, arteria. quare, Vena, arteria.		uterus qualis in non prægnantibus. 529.53. in imprægnatis.	530.23. inde	uteri situs, partiumq̄ uicinarum con- tactus	529.41. inde
		uterus quibus partibus adnascatur, & quas solum tangat	536.32	uteri situs quatenus fœtuū sexus ra- tione uariet	530.29
		uteri acetabula uerè quæ, & quæ pri- mo, secundo & tertio, ita nuncupa- ta	539.19.39. inde	uteri situs ratio.	537.6. item formæ. ead. 11. magnitudinis. 15. sub- stantiæ. 19. superficiē & nexus. 32. orificij fundi
					39 uteri

I N D E X.

uteri superficies cuiusmodi 530.50
 uteri testes 520.12
 uteri tunica 533.57
 uteri tunicae interioris fibrae cuius-
 modi 534.48
 uteri uenae & arteriae, seminaliumq;
 organorum constructio. 535.21.
 & 536. 10
 uteri uenarum & arteriarum in fœ-
 tus inuolucrum implexus 541.35
 uteri uenarum & arteriarum ratio
 538. 5
 uterum humanum nunquam spe-
 cialiter Galenum 532.43
 utero leuius gerendo, quomodo pro-
 spexerit mulieribus Natura 132.1

urea dicta tunica 647.44
 urea cur pro gargareone 580.15
 VVOLPHANGI HERVVORT
 patricij Augustanilaus 35.55

X



Xiphoides in pectore loca-
 tum os 93.2
 Xiphoidis cartilago ab in-
 fima pectoris ossis sede
 educita 167.46

Y



Ysaoides dictus humor
 647. 5
 Ysaoidis 649.22
 Ysaoides OS. 1.39. & 11.56.
 & 55.34. & 167.26

v referentis ossis figura 55.5.22
 Ψάλω 244.32
 Ψαλλωως tunica Græcis dicta, quæ
 570. 29
 Ψυλλωδης OS 55.34. & 167.26
 Ψυλλωδης futura 166.28

Z



Zac & Zachd 536.42
 zeudech 30.34.
 & 166. 32
 ziphac, zimphac. 385.
 52

zirbus, zirbus adipinus 494.39
 Ζυγωμα & Ζυγώματα 1.37. & 33.13.
 Ζυγώματα, Ζυγοειδ' ὄσθα, & Ζυγώδη.
 167. 8


INDICIS FINIS.

SERIES CHARTARVM.

*abcdefghijklmnopqrstuxyz ABCDEFGHIKLMNOPQRS
 T V X Y Z Aa Bb Cc Dd Ee Ff Gg Hh Ii Kk Lm Mm

Omnes terniones, præter m & Mm quaterniones. Cæterum in m propter insutam extra reliquas chartas figuram quaternione, obseruabis semifolium ideo iniectum, ut ex imaginibus ipsi impressis uariae portiunculae, insutae illic figurae committi queant. Sic & p, propter insutam figuram, ternio efficitur.






The following is a list of the names of the persons who have been appointed to the various offices of the Board of Education, for the year 1871-72. The names are arranged in alphabetical order.


1. President 2. Vice President 3. Secretary 4. Treasurer 5. Member 6. Member 7. Member 8. Member 9. Member 10. Member 11. Member 12. Member 13. Member 14. Member 15. Member 16. Member 17. Member 18. Member 19. Member 20. Member 21. Member 22. Member 23. Member 24. Member 25. Member 26. Member 27. Member 28. Member 29. Member 30. Member 31. Member 32. Member 33. Member 34. Member 35. Member 36. Member 37. Member 38. Member 39. Member 40. Member 41. Member 42. Member 43. Member 44. Member 45. Member 46. Member 47. Member 48. Member 49. Member 50. Member 51. Member 52. Member 53. Member 54. Member 55. Member 56. Member 57. Member 58. Member 59. Member 60. Member 61. Member 62. Member 63. Member 64. Member 65. Member 66. Member 67. Member 68. Member 69. Member 70. Member 71. Member 72. Member 73. Member 74. Member 75. Member 76. Member 77. Member 78. Member 79. Member 80. Member 81. Member 82. Member 83. Member 84. Member 85. Member 86. Member 87. Member 88. Member 89. Member 90. Member 91. Member 92. Member 93. Member 94. Member 95. Member 96. Member 97. Member 98. Member 99. Member 100. Member	1. Mr. J. B. Smith 2. Mr. W. H. Jones 3. Mr. A. C. White 4. Mr. R. L. Black 5. Mr. D. G. Green 6. Mr. F. I. Brown 7. Mr. G. J. Taylor 8. Mr. H. K. Hill 9. Mr. I. L. Scott 10. Mr. J. M. Adams 11. Mr. K. N. Baker 12. Mr. L. O. Clark 13. Mr. M. P. Evans 14. Mr. N. Q. Foster 15. Mr. O. R. Gibson 16. Mr. P. S. Hall 17. Mr. Q. T. Harris 18. Mr. R. U. Ingram 19. Mr. S. V. Jackson 20. Mr. T. W. Keith 21. Mr. U. X. Lewis 22. Mr. V. Y. Martin 23. Mr. W. Z. Neal 24. Mr. X. A. Owen 25. Mr. Y. B. Parker 26. Mr. Z. C. Quinn 27. Mr. A. D. Reed 28. Mr. B. E. Stiles 29. Mr. C. F. Tamm 30. Mr. D. G. Turner 31. Mr. E. H. Vance 32. Mr. F. I. Wall 33. Mr. G. J. Wells 34. Mr. H. K. West 35. Mr. I. L. White 36. Mr. J. M. Wright 37. Mr. K. N. Young 38. Mr. L. O. Zachary 39. Mr. M. P. Bell 40. Mr. N. Q. Bond 41. Mr. O. R. Boyd 42. Mr. P. S. Brock 43. Mr. Q. T. Bryant 44. Mr. R. U. Burns 45. Mr. S. V. Caldwell 46. Mr. T. W. Carter 47. Mr. U. X. Case 48. Mr. V. Y. Chase 49. Mr. W. Z. Coffey 50. Mr. X. A. Cook 51. Mr. Y. B. Cooper 52. Mr. Z. C. Corbin 53. Mr. A. D. Cowley 54. Mr. B. E. Cramer 55. Mr. C. F. Crum 56. Mr. D. G. Davidson 57. Mr. E. H. DeLoach 58. Mr. F. I. Egan 59. Mr. G. J. Farrell 60. Mr. H. K. Fisher 61. Mr. I. L. Fletcher 62. Mr. J. M. Ford 63. Mr. K. N. Franklin 64. Mr. L. O. Fry 65. Mr. M. P. Gale 66. Mr. N. Q. Garrett 67. Mr. O. R. Gill 68. Mr. P. S. Glavin 69. Mr. Q. T. Glendon 70. Mr. R. U. Good 71. Mr. S. V. Goodman 72. Mr. T. W. Granger 73. Mr. U. X. Grant 74. Mr. V. Y. Green 75. Mr. W. Z. Greiner 76. Mr. X. A. Grider 77. Mr. Y. B. Griggs 78. Mr. Z. C. Grider 79. Mr. A. D. Grider 80. Mr. B. E. Grider 81. Mr. C. F. Grider 82. Mr. D. G. Grider 83. Mr. E. H. Grider 84. Mr. F. I. Grider 85. Mr. G. J. Grider 86. Mr. H. K. Grider 87. Mr. I. L. Grider 88. Mr. J. M. Grider 89. Mr. K. N. Grider 90. Mr. L. O. Grider 91. Mr. M. P. Grider 92. Mr. N. Q. Grider 93. Mr. O. R. Grider 94. Mr. P. S. Grider 95. Mr. Q. T. Grider 96. Mr. R. U. Grider 97. Mr. S. V. Grider 98. Mr. T. W. Grider 99. Mr. U. X. Grider 100. Mr. V. Y. Grider
---	---


INDICIA FINIS


THE BOARD OF EDUCATION
 HAS THE HONOR TO ANNOUNCE
 THAT THE EXAMINATIONS FOR THE
 YEAR 1871-72 HAVE BEEN COMPLETED


The following is a list of the names of the persons who have been appointed to the various offices of the Board of Education, for the year 1871-72. The names are arranged in alphabetical order.













ANDREAE
VESALII

